

July 28, 2019

# 401K PORTFOLIO AUGUST 2019 UPDATE & NEWSLETTER



**FOR FREE 3 MONTHS ADDED TO YOUR SUBSCRIPTION,  
USE REFERRAL CODE: FREE3MTHS**

Offer only valid for new subscribers

**FREE  
SAMPLE**

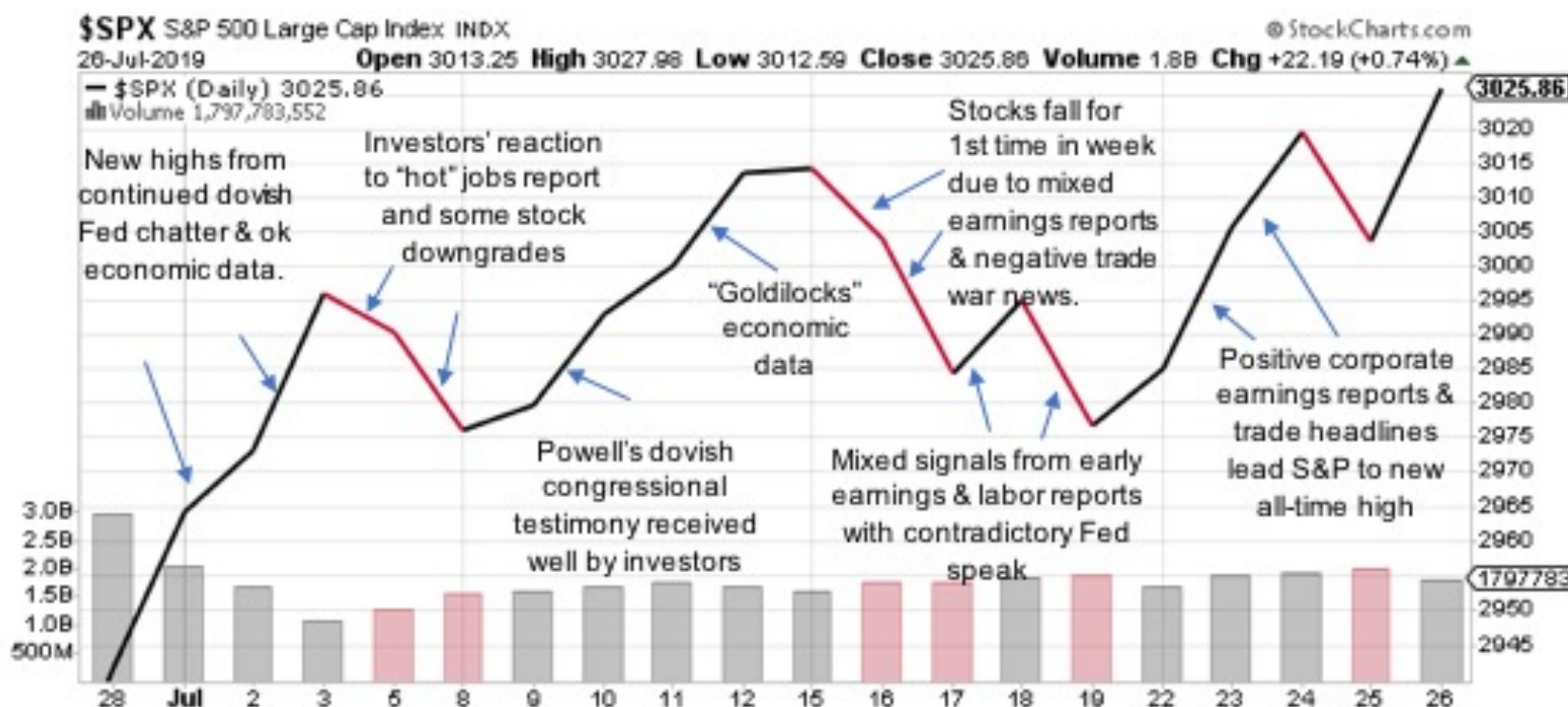
TAKE CONTROL OF YOUR FUTURE

## August 2019 Newsletter

### Market Resilience Continues for Another Month

On Friday, the S&P 500 index and Nasdaq composite both rose to a record close. Since our last newsletter, DJII +2.2% (YTD+16.6%), S&P 500 +2.9% (YTD + 20.7%) and NASDAQ +4.0% (YTD +25.5%).

The equity markets hit all-time highs this month on the back of 1) hopes that the Fed will elect to cut rates next week; 2) stronger than expected corporate earnings; and 3) incremental progress on US-China trade. The 10-year yield, however, continues to signal a poor commentary on future growth, and short-end interest rates are beginning to look less attractive with the prospect of rate cuts. As such, we are taking this opportunity to adjust our fixed income allocation for **EZTracker** Moderate and Conservative portfolios. **Please see page 4 for portfolio changes.**



### Fed Rate Cut Expectations

The Federal Reserve is expected to cut interest rates for the first time in more than a decade at its upcoming meetings on July 30 and 31, a pre-emptive move due to concerns about the impact of the trade war and a slowing global economy. The market has priced in a 25 basis point cut next week, and expects another later this year. Friday's Q2 GDP growth report came in higher than expected at 2.1% (vs. 1.8%), which some fear may tempt the Fed to adopt a less aggressive posture on cutting rates. Although higher than expected, the GDP growth trend is markedly negative-- following 3.1% the previous quarter -- and may be what the Fed needs to truly pull the trigger on a rate cut. Should the Fed signal it may not lower interest rates as much as has been communicated, it will need to say so very delicately. Because the markets expect rate cuts, a signal that the Fed may take less action could have a large impact.

### Corporate Earnings

To date, 44% of the companies that make up the S&P 500 have reported Q2 results, and so far the results have been promising. The percentage of firms beating estimated EPS (77%) and beating predicted Sales (61%) are both above the five-year average for each metric. Looking forward to the second half of the year, analysts predict a relative decline in corporate earnings for Q3 followed by mid-single-digit earnings growth in the fourth quarter. During the upcoming week, 168 companies in the S&P 500 (including seven Dow 30 components) are scheduled to report Q2 results. Some noteworthy individual company activity: **Facebook (FB)** gained 2% after the social media giant reported quarterly revenue that beat estimates, but also announced that new rules and product changes aimed at protecting user privacy would slow its revenue growth into next year. **3M Co. (MMM)** rose 4.5% after the manufacturing conglomerate reiterated its full-year earnings forecast despite slowing sales growth in high-profile markets such as China. **Tesla Inc (TSLA)** tumbled 12.3%, after the electric carmaker pushed back its profit timeline once again after missing its quarterly financial targets. **Texas Instruments (TXN)** hinted that a global slowdown in microchip demand would not be as long as feared, which countered bleak earnings from bellwether companies **Boeing** and **Caterpillar**.

# What We're Watching



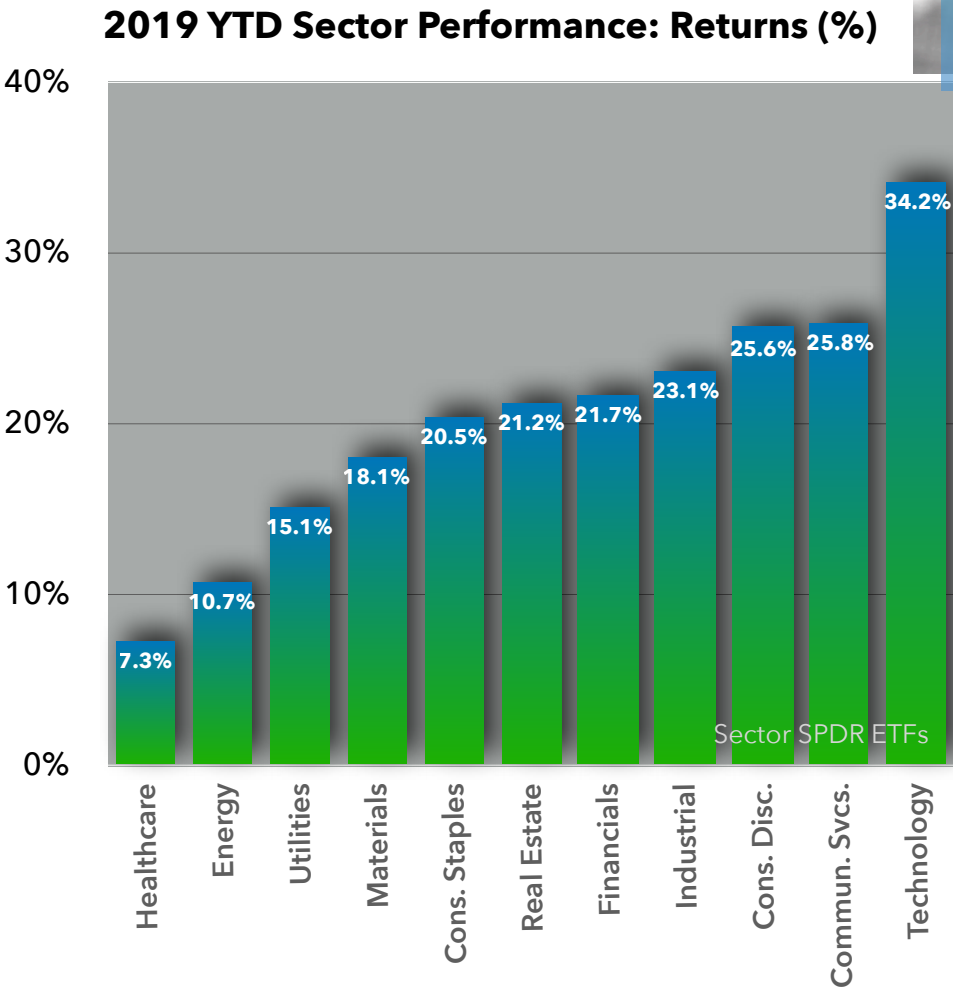
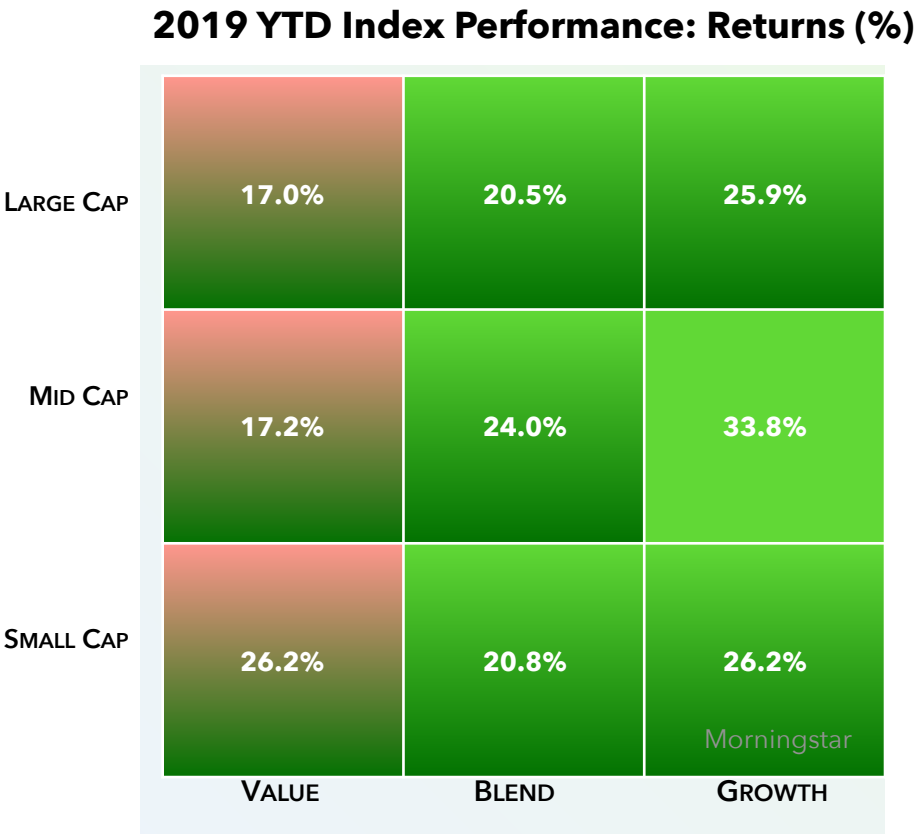
## Economic Data

Economic data is decidedly mixed, as strong reported employment growth was countered by slowing GDP growth. The July 5 **Jobs Report** showed that job growth rebounded sharply, as employers added 224,000 jobs, a larger figure than expected. The unemployment rate rose slightly, although at 3.7% it remains near a multi decade low.

**GDP** growth slowed to 2.1% from 3.1% in the prior quarter, reflecting downturns in inventory investment, exports, and non-residential fixed investments.

## Sector Analysis

Leaders this month were Communications Services (+6.8%), Technology (+6.1%), Consumer Discretionary (+4.6%), and Consumer Staples (+4.1). Laggards were Energy (-1.6%) and Healthcare (+0.4%).



## Fixed Income

The yield on the benchmark 10-year Treasury note has risen about 10 basis points since the last newsletter, closing Friday at 2.074%. As markets are focused on the US Fed, **EZTracker** has been considering the right balances in it's model portfolios taking into an account the general expectation of rate cuts. Bottom line, the bond markets continue to signal medium and long-term economic issues, and while hopes of central bank easing has propelled stocks to new highs, the 10-year yield is signaling a slowdown in future growth. Short-end rates are poised to drop with a rate cut, therefore in certain **EZTracker** model portfolios we are reallocating a portion of our short-term MM/cash/stable value position into longer-dated fixed income securities.

### **EZTracker** Approach:

- We don't predict where the market is going - we identify the best performers;
- We use a disciplined approach to investing even during market volatility and uncertainty, and we review portfolios monthly;
- We take a long-term perspective of the market;
- We are consistent in our strategy, the **EZTracker** portfolios have consistently outperformed the market in up and down markets.

### The **EZTracker** Subscriber Approach:

- Avoid emotional extremes. Monitor your risk profile and stick to your plan;
- Stop listening to the talking heads. Not one has demonstrated the ability to predict the market;
- Stay up-to-date and maintain your portfolio on a timely basis.





**EZTracker** provides three model portfolios for Starbucks Employees; Aggressive, Moderate and Conservative. Each is designed for different investment needs and styles, as well as level of risk tolerance.

STEP 1: Update Current Investments

Current Subscribers:



**Aggressive Portfolio:**  
There are no changes for this month

**Moderate & Conservative Portfolios:**  
Exchange 50% WF STABLE RETURN Q for Vanguard Total Bond Market Inst,

New Subscribers:

Rebalance your 401k using the chart below for the portfolio you want to follow. If you need assistance, call our free help hotline at 201.503.6445.

**Which Portfolio is Right for You:** Selecting the right portfolio is an individual decision based on your willingness and ability to take risk. Only you can decide. Planning your retirement is more important than ever. Your portfolio choice will vary based on age, retirement horizon, savings & expenses, pension & social security income, other investment assets, personality, and other factors. We believe you can take control of your 401k and plan for the retirement you envision. We’ve arranged for advisors at Friedenthal Financial to do a **COMPLIMENTARY RISK ASSESSMENT** for you. Or, you can take this **SHORT QUIZ** on your own that they’ve provided (no personal information is required for the quiz). Your privacy is protected.

EZTracker Model Portfolios	Symbol	Aggressive	Moderate	Conservative	Buy Date
VANGUARD INST INDEX	VINIX	57%	24%	25%	1/2/19, 4/29/19
WF DISCOVERY R6	WFDRX				1/2/19
VANG SM CAP IDX INST	VSCIX				1/2/19
WF STABLE RETURN Q					1/2/19
WINSLOW LG CP GR I		21%	15%	7%	1/2/19
VANG TOT BD MKT INST (VBTIX)	VBTIX		12%	28%	07/29/19
		100%	100%	100%	

Your individual percentages may vary somewhat from those indicated above due to rounding, timing of purchases, and performance every month (In many cases even though there may be no changes for a particular month you may notice a small change, due to performance/rounding).

STEP 2: Update Future Investment Elections

If you are adding cash to your 401k through payroll deductions, set your Future Contributions identical to your Current Investment in the above **EZTracker** Model Portfolio chart.



All the model portfolios consist of core holdings representing major market segments plus top performers based on current market conditions. Some market conditions may cause us to deviate from the following percentages.



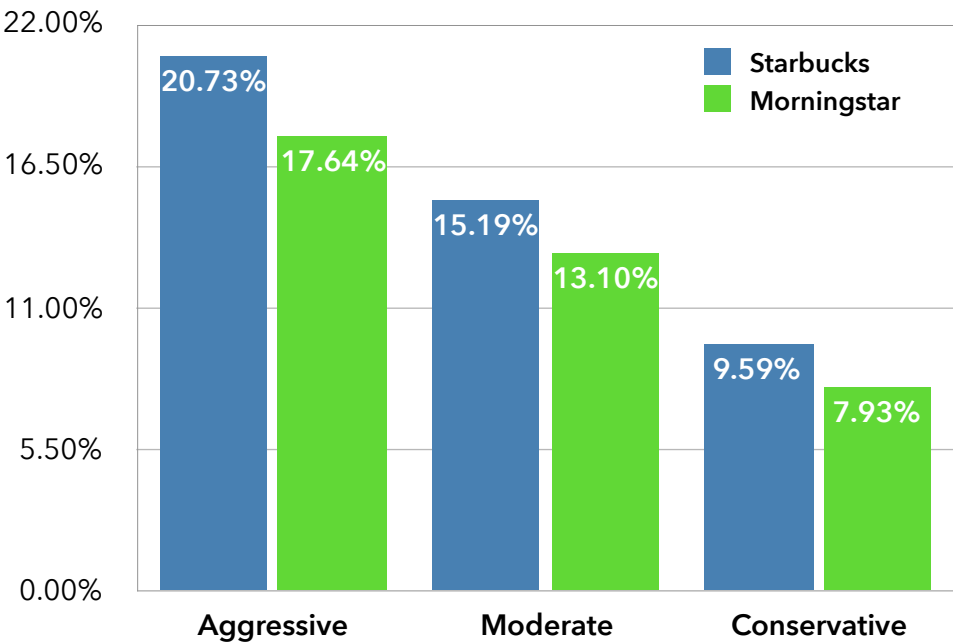
- Aggressive Portfolio:**  
95-100% invested in equities. This is a high risk/high reward portfolio.
- Moderate Portfolio:**  
70% invested in equities and 30% invested in bonds or Stable Value Fund.
- Conservative Portfolio:**  
40% invested in equities and 60% invested in bonds or Stable Value Fund. This is our lowest risk portfolio.

**Which Portfolio is Right for You:** Selecting the right portfolio is an individual decision based on your **willingness** and **ability** to take risk. Only you can decide. Planning your retirement is more important than ever. Your portfolio choice will vary based on age, retirement horizon, savings & expenses, pension & social security income, other investment assets, personality, and other factors. We believe you can take control of your 401k and plan for the retirement you envision. We’ve arranged for advisors at Friedenthal Financial to do a **COMPLIMENTARY RISK ASSESSMENT** for you. Or, you can take this **SHORT QUIZ** on your own that they’ve provided (no personal information is required for the quiz). Your privacy is protected.

Current Performance Through July 28, 2019	July *	YTD
EZTracker Aggressive	3.33%	20.73%
EZTracker Moderate	2.50%	15.19%
EZTracker Conservative	1.58%	9.59%
Morningstar Benchmarks		
Aggressive Target Risk Index	1.37%	17.64%
Moderate Target Risk Index	0.91%	13.10%
Conservative Target Risk Index	0.35%	7.93%
S&P 500	2.86%	20.70%

Portfolio started 01/02/19  
\* Since last Newsletter

YTD Total Return versus Morningstar Benchmarks



Morningstar Target Risk Index

The Morningstar Target Risk Index series serve as benchmarks to help with investment selections. They cover a global set of stocks, bonds and commodities. While not investable indices, they represent challenging benchmarks for long-term investing plans such as the EZTracker model portfolios.

Historical Performance

Any investment strategy should be measured one way: Results over time. Not one-week, one-month, or even one-year. While past performance is not a guarantee of future performance, our record has been excellent in delivering long-term returns. As with any long-term investing strategy, you should not expect dramatic short-term results to offset past losses.

# Monthly Fund Data



Below is the current fund performance for the alternatives in the **Starbucks** 401k plan. The “Tracker Average” is a weighted average of performance over the past year and is a key factor in selecting funds for inclusion in the model portfolios.

Fund	Symbol	Total Return					Tracker Average
		1 MO	3 MO	6 MO	12 MO	YTD	
WF DISCOVERY R6 (WFDRX)	WFDRX	7.59%	11.88%	28.63%	18.68%	42.83%	36.43%
WINSLOW LG CP GR I		5.45%	5.13%	18.24%	10.68%	28.01%	21.55%
VANG FTSE SOC IDX IS (VFTNX)	VFTNX	4.59%	3.80%	15.52%	9.91%	23.10%	18.44%
VANGUARD INST INDEX (VINIX)	VINIX	3.98%	3.43%	14.71%	8.79%	22.06%	16.86%
BP LG CAP VAL EQ CIT		3.97%	3.73%	11.42%	2.28%	20.35%	11.67%
VANGUARD TARGET 2065		2.59%	2.18%	10.48%	4.32%	17.19%	10.67%
VANGUARD TARGET 2050		2.58%	2.17%	10.46%	4.31%	17.19%	10.65%
VANGUARD TARGET 2045		2.60%	2.16%	10.45%	4.30%	17.17%	10.64%
VANGUARD TARGET 2060		2.58%	2.15%	10.46%	4.30%	17.20%	10.63%
VANGUARD TARGET 2055		2.58%	2.15%	10.44%	4.31%	17.17%	10.62%
VANGUARD TARGET 2035		2.30%	2.35%	9.85%	4.92%	15.57%	10.60%
VANGUARD TARGET 2040		2.45%	2.25%	10.19%	4.52%	16.50%	10.59%
VANGUARD TARGET 2030		2.11%	2.46%	9.48%	5.29%	14.70%	10.55%
VANGUARD TARGET 2025		1.95%	2.54%	9.08%	5.61%	13.76%	10.46%
VANGUARD TARGET 2020		1.71%	2.55%	8.46%	5.72%	12.43%	10.05%
VANG SM CAP IDX INST (VSCIX)	VSCIX	5.01%	1.31%	10.60%	1.28%	22.02%	9.93%
MFS INST INTL EQUITY (MIEIX)	MIEIX	0.11%	2.37%	12.37%	3.19%	17.69%	9.84%
VANGUARD TARGET 2015		1.39%	2.54%	7.58%	5.94%	10.61%	9.52%
VANG TOT BD MKT INST (VBTIX)	VBTIX	0.34%	3.07%	5.82%	8.00%	6.15%	9.40%
VANGUARD TARGET INC		1.15%	2.57%	6.99%	6.29%	9.34%	9.28%
DODGE & COX INCOME (DODIX)	DODIX	0.65%	2.63%	6.01%	7.56%	6.97%	9.19%
PIM REAL RETURN INST (PRRIX)	PRRIX	0.30%	2.40%	6.02%	5.26%	6.49%	7.63%
GS SM CAP VALUE R6 (GSSUX)	GSSUX	3.94%	-0.04%	7.63%	-4.01%	17.45%	4.11%
VANG TOT INTL STK IS (VTSNX)	VTSNX	0.71%	0.24%	6.34%	-1.73%	13.13%	3.04%
WF STABLE RETURN Q		0.17%	0.53%	1.08%	2.18%	1.27%	2.16%



## Questions, Comments, Problems?

Let us know if you have any questions or suggestions. We're just a click away at [contact@eztracker401k.com](mailto:contact@eztracker401k.com). Or text/call 201.503.6445 or 201.503.6571. The information and data contained herein are compiled from sources and procedures believed reliable, but accuracy cannot be guaranteed. **EZTracker** monitors fund performance and publishes a monthly newsletter. The publisher and owners disclaim any and all liability for losses that may be sustained as a result of using the data presented herein. Past performance is no assurance of future results. All investments involve risk. You should invest only after careful examination of fund prospectuses.

**EZTracker** is a publishing company founded to meet the growing demand for expert, reliable information about 401k choices. **EZTracker** is not endorsed by or affiliated with Starbucks or any of its subsidiaries. The goal of **EZTracker** is to remove the guesswork from 401k choices and to help employees manage their own 401k plan with confidence and in an informed way. **EZTracker** is not a financial advisor nor is it a financial manager. It is a provider of information about the various funds within the Starbucks 401k retirement plan. By reporting the performance of each fund in a straightforward and easy to understand manner, we hope every employee, from the financial neophyte to the sophisticated investor will make informed choices to best fit their retirement goals and needs.

The information and data contained herein are compiled from sources and procedures believed reliable but accuracy cannot be guaranteed. **EZTracker** monitors fund performance and publishes monthly newsletters. The publisher and owners disclaim any and all liability for losses that may be sustained as a result of using the data presented herein. Past performance is no assurance of future results. All investments involve risk. You should invest only after careful examination of fund prospectuses. **EZTracker** is monthly newsletter monitoring the 401k investment alternatives available to Starbucks employees. Published by EZ Tracker LLC, P.O. Box 445, Tenafly, NJ 07670. No reproduction of any EZTracker401k information is permitted without the written permission of the publishers. Copyright EZTracker LLC, 2018.

**One Month Free:** Tell your friends about how EZTracker can help them with their 401k. Send us their email address and we'll send them a copy of this month's newsletter. When they subscribe, we'll add a month to your subscription for free.

**Help for your IRA or Personal Brokerage Accounts:** The EZTracker ETF newsletter is a great tool for your non-401k investments. With commission-free portfolios for Vanguard, Fidelity, Schwab and Ameritrade, it's a great way to manage your IRA or personal brokerage account with the EZTracker strategy.

FOLLOW US ON SOCIAL MEDIA FOR  
WEEKLY EZ BITES ON THE MARKETS!

